



DRIVERTRUK 10

Product Code: HGEPSE18EHJ

The Liftek DriverTruk 10 electric pallet truck, is a heavy duty pallet truck with a robust chassis ideal for tough environments..


DRIVERTRUK 10 QUICK SPECS :
Weight = 145 kg / Capacity = 1800 kg :
560 mm x 1150 mm - OTHER FORK SIZES AVAILABLE

KEY FEATURES

- ✓ Three Pin Charging (240v) Horn
- ✓ and Emergency Stop Forwards and
- ✓ Back Buttons Turtle and Rabbit
- ✓ Speed Switch Tandem Roller
- ✓ Wheels



FEATURE



■ Performance

The innovative PMM Permanent Magnet Motor technology provide reliabal and energy saving solution

MOLEX/AMP connectors and durable electric wires ggreatly reduce malfunctions of components
Auto "SLEEP" mode protect batteries.

■ Opeartion :

Ergonomically-designed tiller head helps increase efficiency.

Internal Charger for Easy Charging.

Adopt hand pallet truck lifting system, perfect for start-level operator.

■ Maintenance :

Assembly Components, Easy for Diagnosis and Replacing

Low voltage protection setting slow down travel speed when batteries hit charging level.

Control system allows easy trouble-shooting

■ Safety :

Handy Emergency Disconnect Button&Driving Unit ensure safety under any situation.

Emergency reverse belly button protects the operator from getting hurt.

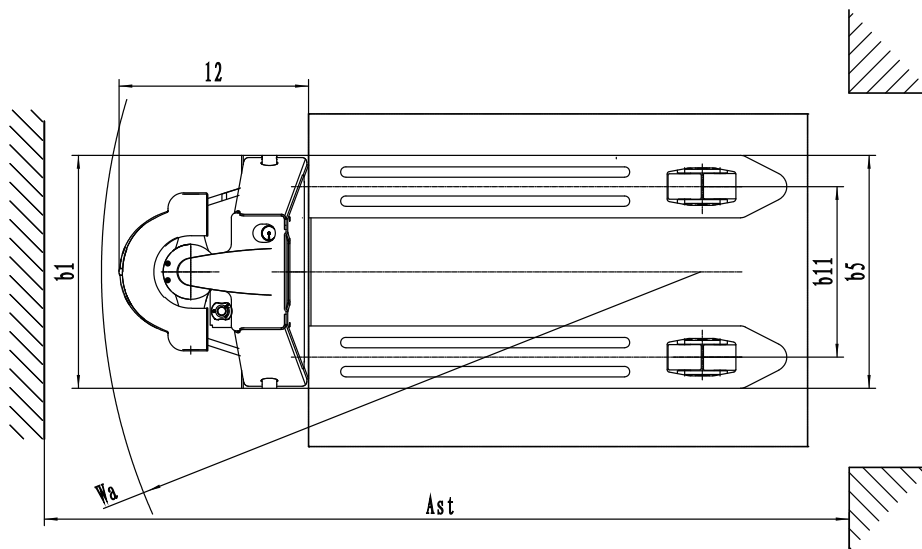
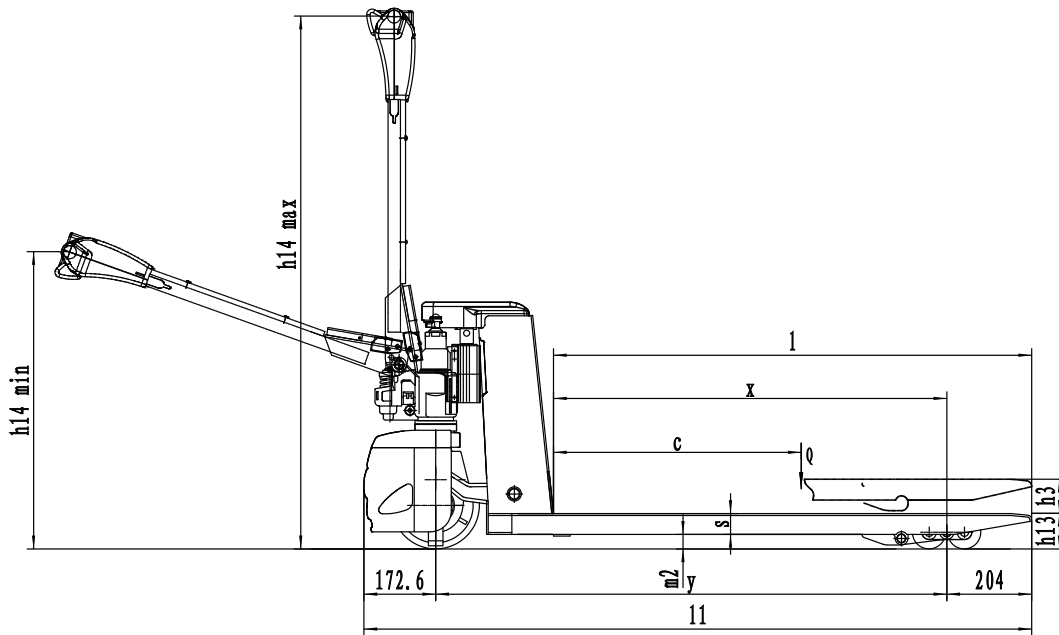
Anti-rolling back brake keeps the truck from skidding down when truck is out of control or travelling on ramp.



Semi Electric Truck 1.8t

Distinguishing mark	1.1	Manufacturer			Liftek
	1.2	Model designation			HGEPSE18EHJ
	1.3	Drive			Electric
	1.4	Operator type			Pedestrian
	1.5	Load capacity	Q	kg	1800
	1.6	Load center distance	c	mm	600
	1.8	Load distance, centre of drive axle to fork	x	mm	882/946
	1.9	Wheelbase	y	mm	1169/1233
	Service weight	2.1	Service weight		kg
2.2		Axle loading, laden front/rear		kg	620/1325
2.3		Axle loading, unladen front/rear		kg	115/30
Tyres/chassis	3.1	Tyre type			Polyurethane
	3.2.1	Tyre size, front		mm	Φ210x70
	3.3.1	Tyre size, rear		mm	2x Φ80x60 (Φ74x88)
	3.4	Additional wheels (castor wheels)		mm	—
	3.5	Wheels, number front/rear (x=drive wheels)		mm	1x /4 (1x /2)
	3.6.1	Tread width, front	b10	mm	—
	3.7.1	Tread width, rear	b11	mm	410 (535)
Dimensions	4.4	Lift height	h3	mm	115
	4.9	Height of tiller handle in drive position min./max.	h14	mm	715/1280
	4.15	Lowered height	h13	mm	85(75)
	4.19	Overall length	l1	mm	1613
	4.20	Length to face of forks	l2	mm	463
	4.21	Overall width	b1/b2	mm	560 (685)
	4.22	Fork dimensions	s/e/l	mm	50/150/1150
	4.25	Distance between fork-arms	b5	mm	560 (685)
	4.32	Ground clearance, center of wheelbase	m2	mm	35(25)
	4.34.1	Aisle width for pallets 1000×1200 crossways	Ast	mm	2191
4.34.2	Aisle width for pallets 800×1200 crossways	Ast	mm	2248	
4.35	Turning radius	Wa	mm	1430	
Performance data	5.1	Travel speed, laden/unladen		km/h	2.5/3
	5.2	Lifting speed, laden/unladen		m/s	10mm/time
	5.3	Lowering speed, laden/unladen		m/s	manual lowering
	5.8	Max. gradeability, laden/unladen		%	5/10
	5.10	Service brake			Electromagnetic
Electric-engine	6.1	Drive motor rating S2 60 min		kW	0.65
	6.2	Lift motor rating at S3 15%		kW	Manual Lifting
	6.4	Battery voltage/nominal capacity		V/Ah	12V*2/30Ah
	6.5	Battery weight		kg	9.5*2
	Addition data	8.1	Type of drive control		
10.5		Steering design			Mechanical
10.7		Sound pressure level at the driver's ear		dB(A)	74

If there are improvements of technical parameters or configurations, no further notice will be given.
The diagram shown may contain non-standard configurations.



Option

Options	type	EPT18-EHJ
Fork length		○700 ~ 1500
Fork width	ground clearance40mm	○280/520
	Regular	○520/600
Single load wheel	ground clearance40mm	—
	ground clearance 75mm	○
Driving wheel		○PU wheel with Pattern
Balance wheel	Regular	—
	ground clearance40mm	Regular: ○ fork width > 280 Fork length > 1400: ●
Fork lowered height		○40mm ((capacity < 1000kg)
handle of 12ez	ground clearance40mm	●
	Regular	○

Note: Regular: Fork length < 1400, capacity 1.8T; Fork length ≥ 1400, capacity 1.2T; ground clearance: capacity 1.0T

Note: ● standard ○ option — NA